

# *Dynamic Corvettes*



**MAY 2023**

**C1 (1953-1962)**

Page 14-26

**C2 (1963-1967)**

Page 27-50

**C3 (1968-1982)**

Page 51-70

Prices And Availability May Be Subject  
To Change Without Notice

Print Date :May 12, 2023

**CONTACT**

720 S Hamilton St

Saginaw, MI

48602

(800) 752-3188

[info@dynamiccorvettes.com](mailto:info@dynamiccorvettes.com)

DISCLAIMER: All images contained in the catalog are owned by Dynamic Corvettes and cannot use be used without permission.



**CALIFORNIA PROP 65 WARNING**

WARNING This product can expose you to chemicals which are known to the State of California to cause cancer, birth defects or other reproductive harm.

for more information, visit [www.P65Warnings.ca.gov](http://www.P65Warnings.ca.gov)





***“Hey Steve, can you make a custom \_\_\_\_\_ for my Corvette?”***

It's great to have ideas, and we can make those ideas happen!

We start by creating something out of thin air or by taking an original part (i.e rocker panel) and building from there. Once we get started, we add/edit measurements and build our way forward. Looking into all facets like the groove design, sweep, top to bottom, etc. for the best design.

After that, we have our plug for a new part and we start crafting it into a mold. The plug is sprayed with filler. After it dries, it gets sanded to perfection. That process repeats until the plug is flawless. We create a Class A finish on the mold, which ensures a Class A finish on every part we make.

So a simple rocker panel idea ends up taking a team of people approx 60 hours to create. We are **CONSTANTLY** creating new parts here in our shop.

We prioritize what we work on based on customer interest.

My policy has always been this. If you want a custom part, you pay for the design time of the part. We take on the cost to make the mold, then you get the first part out of the mold at no cost. You're getting a high quality part that will not fail over time and we own the mold to create future parts for our customers. Sound good? If so, give us a call!

-Steve Snow  
Owner, Dynamic Corvettes

# NEW PRODUCTS!

## Press Molded C2 Plenum Panels & Press Molded C2 Splash Shields

Tooled from ORIGINAL panels from General Motors!

We're using that, along with our high quality fabrication process and team, to deliver a premium fiberglass original style part!

### Press Molded C2 Plenum Panels

(C2-423) \$325 ea.





# Press Molded C2 Splash Shields

(C2-425) \$375 pair





# C2 Duck Tail - Bolt On

Glass it on or bolt it on, our new design gives you options!

Fiberglass (C2-456) \$600 Carbon Fiber (C2-457) \$1,200






# '58-'60 Rear Bumper Mount - Carbon Fiber

Made of carbon fiber and bonded together in the mold, this solid piece only weighs five pounds and offers exceptional strength as carbon fiber is five times stronger than steel and twice as stiff!

Carbon Fiber (C1-191) \$550





## **C2 Glove Box Door - Carbon Fiber**


(C2-449) \$1,400

## **C2 Dash - Carbon Fiber**

(C2-455) \$2,200

## **C2 Center Console – Carbon Fiber**

(C2-265) \$1,400





# C3 Carbon Fiber Bumpers

Carbon Fiber C3 Front Bumper and Rear Bumpers are here!

Unfortunately, we were unable to capture images of these new parts in time for inclusion in this catalog. For the most current images, please visit our website.

Carbon Fiber Front Bumper (C3-429) **\$1,400**

Carbon Fiber Rear Bumpers (w/Fang) (C3-428) **\$2,600**

Carbon Fiber Rear Bumpers (w/o Fang) (C3-427) **\$2,600**






# C3 Header Bar - Carbon Fiber

Our carbon fiber part outperforms traditional steel header bars and will not rust.  
Carbon Fiber is 5 times stronger than steel and twice as stiff!

Carbon Fiber (C3-430) \$350





## '56-'60 Door Skins

Fiberglass (C1-189) \$1,100 Carbon Fiber (C1-190) \$2,200



## '63-'66 Convertible Door Panels

Fiberglass (C2-451) \$1,100 Carbon Fiber (C2-452) \$2,200





# Specialty Products

If you don't see what you need call us because we make a lot of Corvette fiberglass we don't even advertise! 67 Stinger Hood Carbon Fiber shown here!





# How we

## BUILD IT BETTER!



**General  
Purpose  
Resin**


**VS**



**Vinyl  
Ester  
Resin**

### **General Purpose Resin or Vinyl Ester Resin?**

We **ONLY** use Vinyl Ester resins in our products. This resin is more expensive, so it is rare to see it used in a fiberglass production part. Vinyl Ester resin is extremely strong, with added resistance to water penetration and shrinkage.



### **Chopper Gun vs Hand Laid Fiberglass?**

We **NEVER** use chopper guns. In order to create the highest quality part with a consistent thickness throughout (see above photo), we always trim, lay, and roll fiberglass mat by hand into our molds.



# Miscellaneous Parts

## Power Seat Shells & Track

Seat design for C1, C2, C3 (CU-408) \$2,800

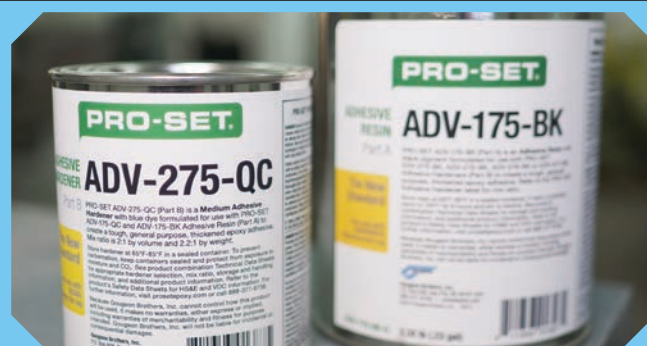
See Our Website For More Details!



## Pro-Set Two Part Epoxy

Use what the pros use! We rely exclusively on Pro-Set brand for unmatched quality and consistency. See our website for detailed instructions!

Includes one can (.11 gallon; approx 1 pint) of Part A and one can (.23 gallon; approx 1 quart) of Part B (CU-102) \$175



## Hood Skins Now Available

Perfect for racers, we can make just about any hood as a hood skin (top half of hood only)

This will be significantly lighter! Price is half of the original price for whatever hood you're interested in.

Note: Hood skins are not a bolt on hood + will require fabrication.






# Chrome Plated Fiberglass

After years of searching, we finally found a player that can meet our high standards for chrome plating our Fiberglass!

We currently offer C1 Bumpers, Fender Spears, License Plate Bezel, Headlight Bezels, Eyebrows and Grill Molding and C2 Bumpers in Chrome!

If you'd like one of our custom parts in chrome, let us know! Each request will be evaluated on a case by case basis. It does take extra preparation (including building specialty custom crates for transport) to deliver chrome parts, but we may be able to create the part you want!





# Carbon Fiber Hood Update

We've decided to change how the majority of our Carbon Fiber Hoods are finished. We will now be only leaving only the center of the CF top exposed (see picture- red added for emphasis). The entire outer skin is still Carbon Fiber, but everything around the center will be black gel coat. If you look below, you can see the CF mat we use. It's loosely woven, and on most hoods it's impossible to get it to lay perfectly straight around the contours.

We can make the following hoods with fully exposed Carbon Fiber Tops

All C1 Hoods • C3 LS Hood



## “How do you make a Carbon Fiber part?”

We use infusion to create Carbon Fiber parts. We apply clear gel coat to our mold, perfectly lay out Carbon Fiber over the mold and then Rovicore Mat.

Then we place everything into a bag, draw a vacuum, cut a small hole in the middle, attach a hose, feed resin through the hose to the entire part. This process results in a consistent, high quality product which is 25% lighter and stronger than fiberglass!







# C1 1953-1962

## Core Support

Note: If you're maintaining the license bumperettes, you will need to notch the core support for the brackets. '53-'57.      Fiberglass (C1-120) \$500



## Nose Panel

'58-'62 Use To Delete Front License Plate & Brackets. Fiberglass (C1-105) \$200





## '58-'62 Front Bumpers



Flush mount bumpers that tuck in tight. Attaches with 5/16 mechanical fasteners that are glassed in on the back.

Note: These bumpers were tooled off a 58-60 bumper (with the grill teeth). If you're using these bumpers on your 61-62 the grill bar will be back approx 5/8 inch.

**Fiberglass (C1-123) \$1,300**

**Carbon Fiber (C1-148) \$2,600**

Chrome Plating Available

## '58-'62 Headlight Bucket Bezel & Fender Spears Kit



Bezel and molding finished off and attach with mechanical fasteners on the back. No hardware on the outside.

Headlight bucket designed to work with Dapper headlights (approx 1.5in. deeper)

If you're able and willing to install the hardware yourself a \$400 discount is available on the Fiberglass version.

**Fiberglass (C1-131) \$2,650**

**Carbon Fiber (C1-146) \$5,300**

Chrome Plating Available



# '58-'62 Firewall, Inner Fender Extensions & Retainers

Gives you the freedom to run wires and plumbing in other locations through the firewall. The firewall cover will require a wiper motor delete. This kit will accommodate any 58-62 Corvette chassis and engine, original or aftermarket. Kit includes a firewall cover, 2 upper & 2 lower retainers and 2 fender extensions  
**Fiberglass (C1-110) \$1,100**



## Firewall Block-Off

Slick out the firewall for a smooth finish in a fraction of time also allowing you the freedom to run wires and plumbing in other locations through the firewall.  
This cover should be bonded into place and will require a wiper motor delete.  
**Fiberglass (C1-102) \$450**



## '58-'62 Eyebrows & Grill Molding Set

Fits better than original!

Fiberglass (C1-169) \$1,300 •  
Carbon Fiber (C1-170) \$2,600 •  
Chrome Plating Available





# Custom Hoods

Our **custom** hoods have a smooth finish on both sides, not to be confused with press molded. They come with a class “A” finish on both sides with the factory hinge hardware built into the hood for mounting.

These custom hoods will require a linear actuator or custom latches (unless otherwise noted). Not made for stock latches. See product video on our website for more info! We eliminated factory latches and made the inside uniform for a clean look. Removed bracing. Inner framework is all one piece.

These hoods requires linear actuators with bumper stops or hood pins. Inner and outer pieces of the hood are bonded while its still in the mold for an extremely consistent product. Hood mounting plates are fixed in the hood. You will have to oversize hinge holes for adjustment

## ‘56-‘57 Hood

Fiberglass (C1-108) \$1,450 - Carbon Fiber - Outer Skin Only (C1-112) \$2,900



## ‘59-‘62 Hood

Fiberglass (C1-109) \$1,450 - Carbon Fiber - Outer Skin Only (C1-113) \$2,900





## '58-'62 Hood



Class A Finish On Both Sides  
 $\frac{3}{4}$  inch rise in the middle for  
added clearance. To use this hood, you  
need to use first generation  
Camaro hinges.

Fiberglass (C1-133) **\$1,450**  
Carbon Fiber - Outer Skin Only  
(C1-138) **\$2,900**



## '59-'62 Hood w/LS Bump

'59-'62 Hood with LS Bump - Works with Original Hinges & Latches - 1-3/8 in.  
additional clearance with class A finish on both sides! Fiberglass (C1-165) **\$1,450**  
Carbon Fiber - Outer Skin Only (C1-181) **\$2,900**





## '58 Hood w/LS Bump

Get the look of a stock '58 hood, with an added bump that gives you 1-3/8 in. additional clearance for an LS engine. This hood will work with original hinges and latches. We've removed the inner bracing for a cleaner look with support being provided by an inner framework with a class A finish on both sides! Fiberglass (C1-168) **\$1,450**  
Carbon Fiber (C1-178) **\$2,900**





# Cowl Vent Block Off


'58-'62. Fits the opening. Bonded in. Finish off the seam, gives you the appearance of it. Or finish it off where you don't have a line.

Fiberglass (C1-106) \$200



## Inner Fender Retainers

4 Piece- LH + RH Side (C1-104) - \$150



## Inner Fender Extensions

(C1-103) \$600





# Air Cleaner Base

Use With Holley Sniper To Keep Original Air Cleaner.  
Compatible With Holley Sniper #550-511, 550-51000, 55555-516  
(CU-101) - \$150



# '58-'62 Center Console

This console was designed to make your life a little more comfortable in your C1. It can be fitted to an original or a custom 58-62. Test fitting is required and alterations may be required for a perfect fit. Console can be painted or covered as shown in the photo and will screw into place. Cup inserts are a great option for the console and can be found online or in boat stores in various sizes and colors.

Will not come finished as shown in photo. (C1-101) \$450





## '61-'62 Deck Lld

Class A finish on both sides. Designed to work with '58-'62 Hood Bulk Weatherstrip Cut back aprox 3 in. This enables seat to come back further to give you more room and options for seat choices in your Corvette.

Fiberglass - (C1-134) -**\$1,800**  
Carbon Fiber- (C1-153) -**\$3,600**



## '61-'62 Trunk Lld

Class A Finish On Both Sides. Designed to work with

'58-'62 Hood Bulk Weatherstrip  
Fiberglass - (C1-135) -**\$1,800**  
Carbon Fiber- (C1-154) -**\$3,600**



## '62 Door Skins

We made these so you don't have to deal with the problem with shrinkage! If you wanted to use these with handles and locks, you could- just cut them out - but these are made specifically to delete.

Fiberglass (C1-137) **\$1,100**  
Carbon Fiber (C1-192) **\$2,200**





## '58-'60 Door Skins

We made these so you don't have to deal with the problem with shrinkage! If you wanted to use these with handles and locks, you could- just cut them out - but these are made specifically to delete.

'58-'60 Fiberglass (C1-189) **\$1,100**

'58-'60 Carbon Fiber (C1-190) **\$2,200**



## '56-'62 Door Panels

Fiberglass (C1-158) **\$1,100**

Carbon Fiber (C1-159) **\$2,200**



## 10 Pc. Rocker Reinforcement Kit

Replaces the inside of your rockers with a top panel, frame rail, and 3 flanges per side to connect the top and side panels together and provides tremendous strength and more responsive drive! (C1-128) - **\$1,100**



## Door Jam Set Convertible

Back part of Jam  
Kick it back, give you a little more entryway.  
(C1-121) - **\$600**





# C1 XL Floor 17pc Kit C1-118 \$8,300

Make life more comfortable in your C1. Lower the floor and set the footwell forward by approximately 2 inches. Add big tires, and have room in the back for your convertible top and a set of golf clubs! This kit will only work with the specialty frame from Roadster Shop that we developed together. That frame can be ordered from us.


## **This 17 piece kit includes:**

- One Piece XL Floor – with built in Transmission Tunnel
- 2 Front Bonding Strips – To bond floor to existing floor at the front
- Rear Filler Panel – Bonds rear of floor to rear taillight panel
- 10 Pc. Rocker Reinforcement Kit – See page 23 for details
- Rear Tubs (Pair)
- Firewall

This kit requires the removal of the original floor, firewall, tubs and spare tire from the trunk.

We have gone to great lengths to design this kit in a way that makes it as simple as possible to install. To help understand the scope of this install though, we recommend watching our playlist of videos that cover cutting out the floor, and installing every part of this kit before purchasing. We recommend having a Corvette specialist install these parts.

Pieces can be purchased individually. But we recommend calling or e-mailing us first to make sure it will work with your build.





## '61-'62 Rear Bumpers

Flush mount bumpers that tuck in tight- approx 3/16 in. top and bottom. Bolts onto car with 5/16 mechanical fasteners glassed into back bumper. No exposed hardware!

Fiberglass - (C1-124) \$1,300  
Carbon Fiber- (C1-150) \$2,600  
Chrome Plating Available



## '61-'62 Wide Quarter Panels

1-inch wider quarter panels. Created from scratch and perfectly proportioned from side to side.

Includes Bonding Strips  
Fiberglass (C1-132) \$1,450



## '58-'60 Rear Bumper Mount - Carbon Fiber

Made of carbon fiber and bonded together in the mold, this solid piece only weighs five pounds and offers exceptional strength as carbon fiber is five times stronger than steel and twice as stiff! (C1-191) \$550





# Trunk Latch Bracket

Use To Eliminate Spare Tire (C1-107) \$150



## Mini Tubs

These tubs let you run bigger tires  
AND keep your convertible top  
(C1-141) \$850



## '61-'62 Rear License Plate Bezel

Fiberglass (C1-144) \$450 Carbon Fiber (C1-155) \$900  
Chrome Plating Available








# C2 1963-1967

## Headlight Bucket Block Off

Use To Eliminate Headlight Buckets (C2-218) \$450



## Flush Mount Front Bumpers - Pair

Our flush mount bumpers tuck in tight to the body. Bumpers come with attaching hardware and will bolt on at factory locations, lower bolts to valence. They will require body working for a perfect fit and can be painted, powder coated, vinyl wrapped, chrome plated, or hydro dipped. (See pg 50 for rear bumpers)

Fiberglass (C2-225) \$1,300 Carbon Fiber (C2-298) \$2,600

Chrome Plating Available





# “But can you *chrome* the bumpers?”

## Yes.



Our chrome plated fiberglass bumpers are tucked in tight to the body and are over sized to be more proportioned to the body.

They will come with attaching hardware and will bolt on in the factory locations.

Note : Chrome Rear Bumpers Will Not Work With Wide Quarter Panels

Call For Details



## Grill Molding

Fiberglass (C2-289) **\$450**  
Carbon Fiber (C2-290) **\$900**



## Front Spoiler


Will Require Notching For Use With Original Front Bumper Brackets  
Fiberglass (C2-278) **\$450**  
Carbon Fiber (C2-280) **\$900**





## C2 AC Shroud

Made for use with  
Vintage Air  
Fiberglass (C2-453) \$600  
Carbon Fiber (C2-454) \$1,200



## Core Support

Made from carbon fiber, which is five times stronger than steel and twice as stiff, this core support has the A/C shroud built in for a clean look and improved structural design for better bracing.

Seven pounds lighter than original.

Carbon Fiber (C2-458) \$1,500



## Front Clips

Comes with headlight supports and header bar already installed!

**NOTE: ALL C2 Front Clips are built with the fenders separate for easier install.**



## Stock C2 Front Clip

(C2-312) \$3,200





## '63-'64 1.5" Flare

(C2-209) \$3,200



## '65-'66 1.5" Flare

(C2-210) \$3,200



## 1967 1.5" Flare

(C2-211) \$3,200



## '63-'67 C6 ZR1 1.5" Flare

(C2-241) \$3,200





# Custom Hoods


Our hoods have a smooth finish on both sides, not to be confused with press molded. They come with a class “A” finish on both sides with the factory hardware built into the hood for mounting.

## 1963 Hood

Mods Required For Original Power Brake Booster

Fiberglass (C2-215) \$1,450

Carbon Fiber (C2-282) \$2,900 - Center CF Exposed Only (See pg 13)




## Hood Grille Inserts

Fiberglass (C2-256) \$700

Carbon Fiber (C2-257) \$1,400

Custom Aluminum Inserts Are Also Available From [Restomod-Tech.com](http://Restomod-Tech.com)



## L88 Hood

Fiberglass (C2-217) \$1,450

Carbon Fiber (C2-284) \$2,900 - Center CF Exposed Only (See pg 13)





# '67 Stinger Hood XL

This hood offers more clearance for bigger engines!

Fiberglass (C2-292) \$1,450

Carbon Fiber (C2-293) \$2,900 - Center CF Exposed Only (See pg 13)



## 1967 Stinger Hood

Fiberglass (C2-216) \$1,450

Carbon Fiber (C2-291) \$2,900 - Center CF Exposed Only (See pg 13)





# 63 + Stinger Hood

We made a combination of the 63's "cookie sheets" with the classic Stinger. We downsized them both for a more balanced look. We build the top and bottom half of the hood in the molds, and bond them while still in the molds for an extremely consistent hood that's finished on both sides. This hood will come with a class "A" finish on both sides with the factory hardware built into the hood for mounting.

Fiberglass (C2-269) \$1,450

Carbon Fiber (C2-283) \$2,900 - Center CF Exposed Only (See pg 13)






# Engine Bay Block Off Kit- 7pc

Kit includes: firewall block off panel, inner fenders, extensions and bonding strips. The firewall has an access panel for the wiper motor and will require a Detroit Speed wiper motor, or wiper motor delete (will not work with an original wiper motor.) This kit also requires a "Vintage Air" heating and cooling system. The inner fenders will replace your original inner fenders and the extensions allow for additional storage such as a battery and allow for access. These inner fenders will work with an original frame and suspension or any aftermarket frame and suspension. Fitting is required for your unique setup.

(C2-240) \$2,000

Inner Fenders Available For Purchase Separately (C2-437) \$1,300



# Transmission Tunnels

This will replace your existing transmission tunnel and should be bonded in and body worked for a perfect fit.

## 4L60E 4L80E

(C2-242) \$1,000

Works with our custom Center Console (pg 42)



## T56 6spd Tremec

(C2-229) \$450



Check Out Page 48 For Our Spec7 Chassis Transmission Tunnel



## Fuel Filter Bracket

For Use With Holley Sniper On  
The Right Rear Frame Rail (Filter  
Not Included) (C2-255) \$150



## Press Molded Plenum Panels

Tooled from an original GM  
mold! (C2-423) \$325 ea.



## Heater Box Close Out Panel

On Firewall When Using Vintage  
Air



## LS Air Cleaner

This LS Air Cleaner was  
designed specifically to  
work with our 1963 Hood

(C2-313) \$500




# Firewall Block-Off

Detroit Speed Wiper Motor  
Install From Cockpit  
(C2-226) \$300



Detroit Speed Wiper Motor  
Access Panel At Firewall  
(C2-227) \$450





# Quad Exhaust System Kit

Rear exhaust when you want to be a little quieter, and outward facing side exhaust that gets attention without the dust storm. The included electric cutout allows you to easily switch between side and rear exhaust with the flip of a switch.

This system will work with stock side exhaust covers. But if you're switching to side exhaust for the first time, or if you need new covers, we have Custom Side Exhaust Covers available for purchase (fiberglass).

This kit features perfect fitting C2 style sidepipe mufflers and headpipes for the small block 350 with 2-21/2 inch manifolds to bolt right up to your stock manifolds. This system has a CNC bent 21/2 inch headpipe going into custom inner baffle chambered mufflers and has that great oversized 3" polished 304 stainless steel tip showing off and making that great old school C2 rumble. Our hand laid covers compliment this custom exhaust system. Adjusted exhaust tip up so you're not blowing dirt around anymore.

New donut gaskets and accuseal band clamps to attach the exhaust to the car.


## Quad Exhaust System Kit Includes:

A CNC bent 2" headpipe going into custom inner baffle chambered mufflers.

Side and rear exhaust pipes with oversized 3" polished 304 stainless steel tip

New donut gaskets and accuseal band to clamp to attach the exhaust to the car.

(C2-259) \$3,600





# Inner Fender Extensions

4pc Kit - Use With Our 1.5" Flare Front Fenders & Front End (Fender Not included)  
(C2-258) \$400




# Inner Fenders

Hand Layed - Pair (C2-221) \$900



Press Molded - Pair (C2-220) \$1,200







## 1963 Split Window- Flush Mount Kit

Recreate the iconic '63 split window on your 1964-1967 Corvette  
 Kit includes: Front Insert, Rear Insert, Rear Interior Liner, Head Liner and 4 pc.  
 Interior Windshield Trim. We recommend purchasing glass from Auto City Classics  
 (C2-230) \$4,550



## Need More Carbon Fiber In your Life?

'63 Split Window Flush Mount Kit available with Carbon Fiber  
 pieces! Original kit, with Carbon Fiber Head Liner & Rear Liner  
 (C2-297) \$5,600





# '64-'67 Flush Mount Glass Kit



Kit includes: Front Insert, Rear Insert,  
Rear Interior Liner, Head Liner and  
4 pc. Interior Windshield Trim.

(C2-429) \$4,550


We recommend purchasing glass from  
Auto City Classics

Available With Carbon Fiber Head Liner  
and Rear Liner (C2-436) \$5,650

## Convertible Windshield Molding & 4 pc. Interior Windshield Trim

(C2-434) \$2,300

Available With Carbon Fiber Outer Bezel (C2-438) \$3,200





## Lock Pillar

Set - Convertible  
(C2-413) \$700  
-or- LH/RH \$350 ea.



## Hinge Pillar

Set - Convertible  
(C2-412) \$700  
-or- LH/RH \$350 ea.



## '63 Roof Vents

Works with any C2  
(C2-277) \$300



# Door Skins

Note: Both The Kindig-It & Handle Delete Skins are for the 1963 Coupe. Can be used on 64-67 with a slight modification to the top rear of the door.

## For Kindig-It Handles

Handles not included  
(C2-245) \$1,100



## Handle Delete

Specify Coupe (C2-246) -or-  
Convertible (C2-285) \$1,100





# '63-'66 Convertible Door Panels

Fiberglass (C2-451) \$1,100 Carbon Fiber (C2-452) \$2,200



## C2 Instrument Cluster Bezel

Built for Dakota Digital's C2 Corvette Instrument Cluster

This part will also work with Classic Instruments C2 Clusters

This part could potentially be adapted to work with original gauges. However, we have not tested that yet.

(Instrument Cluster Not Included)

Fiberglass (C2-444) \$900 Carbon Fiber (C2-445) \$1,800





# Custom Dash & Console

Fiberglass

Carbon Fiber

Dash (C2-266) \$1,100

Console (C2-265) \$700

Dash (C2-455) \$2,200

Console (C2-265) \$1,400



## Double Din Radio Insert

(C2-413) \$700




## Glove Box Door

Fiberglass (C2-288) \$700  
Carbon Fiber (C2-449) \$1,400



## Phone Pocket

(C2-277) \$300





# Front Fenders

Full panels front of door to parking light. Bonding Strips included. 1.5" Flare

**'63-'67  
C6 ZR1**

(C2-252) \$1,700



**'63-' 64**

(C2-251) \$1,700



**'65-'66**

(C2-253) \$1,700



**1967**

(C2-254) \$1,700



**'63-'67**

Not A Full Panel. Does not include bonding strips.  
(C2-250) \$900





## Side Exhaust Covers

(C2-247) \$700



## Rocker Panels

Half inch wider to help hide the frame. Epoxy the included fasteners to the back of this panel for a seamless and easy install! Fiberglass (C2-275) \$800  
Carbon Fiber (C2-276) \$1,600




## Ribless Side Exhaust Covers

Fiberglass (C2-411) \$700  
Carbon Fiber (C2-414) \$1,400



## Interior Rocker Panel

Driver Side (C2-405) \$500  
Passenger Side (C2-410) \$500






# Quarters

## Original GM Tooling

(C2-416) \$1,100



## 1.5" Flare

(C2-213) \$1,100



New Design!

C2 Quarters are  
71.5" overall width  
@ widest point  
of flare (center of  
wheel well)

## C6 ZR1 Style

(C2-267) \$1,200



## Rear Quarter Splash Shields

Will Accommodate 1.5" Flares  
Hand Layed (C2-263) \$300



## Press Molded Rear Quarter Splash Shields

Tooled from an original GM mold.  
Will Accommodate 1.5" Flares (C2-425) \$375



## Rear Clip- Convertible

Does not have '67 Back Up Light  
(C2-294) \$3,200



With  
C6 ZR1 Style  
Dog Legs  
(C2-295)  
\$3,300





# '63 Split Window Roof Panel

Tooled from an ORIGINAL roof panel from General Motors.

We're using that, along with our high quality fabrication process and team, to deliver a premium fiberglass original style part! Carbon Fiber (C2-428) \$6,600  
Press Molded Fiberglass: Blonde (C2-443) Black (C2-461) \$5,000



## Deck Lid

Comes pre-wired with 16 gauge speaker wire. Made for use with linear actuator and 6.5 inch speakers. (C2-296) \$1,900





# Rear Tubs & Floor

Note: Fit Panels Prior To Bonding

## Original Floor

(C2-315) \$3,650



## 3 pc Klt Coupe Big Tubs + Floor

Will work on any frame  
(C2-228) \$1,100



## Tubs & Floor w/ Secret Compartments 3pc Klt



Run bigger tires! Three hidden compartments. Fit panels prior to bonding

Available for Coupe (C2-262) \$1,450 or Convertible (C2-261) \$1,450  
Keep your convertible top, run big tires AND get additional storage!



## 3 Door Assembly

Fits On Top Of "Secret Compartment" Rear Floor (C2-264) \$850






## 3 pc Klt - Rear Tubs + Floor

3 pc. Kit. Designed for big tires while still maintaining your convertible top!

Available for Coupe (C2-274) \$1,100  
or Convertible (C2-286) \$1,100



## C2 Tubs and Floor Klt For Roadster Shop SPEC 7 Chassis

Keep your top AND run bigger tires! Our tubs, floor and Drive Shaft Cover are easier to install than a single piece. Fit panels prior to bonding.

Note: This kit was designed for use with our custom Transmission Tunnel (listed below)  
We cannot guarantee that it will work without it. Fiberglass (C2-427) \$1,450



## C2 Dropped Floors & Transmission Tunnel For RoadsterShop SPEC 7 Chassis

Make life more comfortable in your Corvette – we designed this set to give you more room when using the SPEC7 Chassis. This kit sets the foot-well forward and lowers the seat. Fiberglass (C2-435) \$3,050

See our YouTube videos or website for complete details!





## 4 Tail Light Panel

'63-'66 (C2-415) \$700



## 6 Tail Light Panel

'63-'66: Takes 2-inner and 1-outer tail light assemblies on each side. (C2-223) \$700



## '63 Vertical Bonding Strips

(C2-417) \$300



## Duck Tail - Coupe

Epoxy On Style

Fiberglass (C2-314) \$350 Carbon Fiber (C2-459) \$1,200

Bolt On Style


Fiberglass (C2-456) \$600 Carbon Fiber (C2-457) \$1,200



## Lower Diffuser

3 pieces Note: "Fins" on Carbon Fiber version will not have exposed carbon fiber. ("Fins" are outlined in white/dots in picture below)

Fiberglass (C2-301) \$900 Carbon Fiber (C2-300) \$1,800





# Rear Valence

Lower - For Side Exhaust (C2-235) \$450



# Power Spoiler

Fiberglass (C2-272) \$600



# Rear Bumpers

Our flush mount bumpers tuck in tight to the body. They give you a clean look with no exposed brackets or hardware. Bolts on at factory location. Can be painted, powder coated, vinyl wrapped, chrome plated, or hydro dipped.

Fiberglass (C2-224) \$1,300

Carbon Fiber (C2-299) \$2,600

Chrome Plating Available

# License Plate Bezel

Fiberglass (C2-270) \$350







# C3 1968-1982

## '68-'72 Front Bumper

Fiberglass (C3-339) \$700  
Carbon Fiber (C3-429) \$1,400



## Bumperettes/ Bumper Guards

(C3-340) \$450





# Grill Moldings

'68-'72 (C3-341) \$300



## Lower Splitter

'68-'72 Fiberglass (C3-342) \$350 Carbon Fiber (C3-343) \$700



## Front Valence

Will not work with original fenders.  
Made for use with our Front Clips  
or our Fenders.  
(C3-374) \$450




## Lower Valence

'80-'82 (C3-409) \$350



## Header Bar - Carbon Fiber

Our carbon fiber part outperforms traditional steel header bars and will not rust.  
Carbon Fiber is 5 times stronger than steel and twice as stiff! (C3-430) \$350





# '68-'69 Front Clip L88 Style 3" Flare

Perfect for a restomod, or any other custom Corvette build, our custom front clip comes with header bar already installed!

This wide body front clip has 68-69 specific side fender louvers and marker lights. It will fit any C3 if you know what your doing. The front flares will add 3" of width to the body and the wheel opening are perfectly proportioned from side to side.

(C3-331) \$3,200





# '68-'76 Engine Bay Block Off Kit

Slick out your engine compartment and wheel wells.  
Inner fenders run the length of the compartment on each side right  
to the included firewall, giving you a polished look.  
The extensions hide brake lines, etc.

2 Inner Fenders, 2 Extensions, & Firewall With Wiper Motor Cover  
(C3-364) \$1,550



Don't need the whole kit?  
Firewall can be purchased separately  
(C3-346) \$450





# Air Cleaner Base

Use With Holley Sniper To Keep Original Air Cleaner.  
Compatible With Holley Sniper #550-511, 550-51000, 55555-516  
(CU-101) - \$150



# '68-'76 Ignition Cover

Will not work with HEI distributor  
Fiberglass (C3-377) \$450 Carbon Fiber (C3-378) \$900




# Heater Block Off Panel

For Use With Vintage Air  
'68-'76 (C3-375) \$250



# Clutch Cylinder Bracket

Wilwood (C3-361) \$200





# LS Engine Cover

Designed around Quik Latch Hardware & Retainers (Not included)  
QL-25-SB22 "Mini" 22mm Black: QL-25-B "Mini" Bucket  
Fiberglass (C3-360) \$800 Carbon Fiber (C3-369) \$1,600



## 6-speed Tremec Transmision Tunnel

'68-'82 (C3-363) \$450





## Astro Vent Blockoff

Use when adding after market AC  
(C3-406) \$125/pair



## Inner Fender H-Vac Block-off Panel

(C3-366) \$200



## '68-'69 Front Fenders L88 Style Flares 3"

(C3-365) \$1,100



## Repair Pocket #4

When the #4 steel frame mount sometimes deteriorates it eats up the fiberglass.  
This is a fiberglass pocket to install in it's place. (C3-350) \$100





# Windshield Molding

Coupe or Convertible  
Fiberglass (C3-351) \$600 Carbon Fiber (C3-384) \$1,200



# Windshield Wiper Arm

(C3-400) - \$350







“I been around these cars going on 50 years. I built cars, I raced cars... I never saw workmanship like this!”

*Customer Reaction During Pickup*






# Custom Hoods

Our hoods have a smooth finish on both sides, not to be confused with press molded & come with a class "A" finish on both sides with factory hardware built into the hood for mounting.

## Required Mod For LS, Stinger XL & L88XL Hoods (For '68-'72 only)

You will need to cut out part of cowl upper panel (red/stripes outline in picture A) and then fill it in however you like (we recommend using fiberglass to create a flat and flush surface) Then cut off the tab (blue/dots outline in picture A) and fill it in to make it flush.

For the cleanest look, we recommend using our fender caps or removing the stainless trim in hood surround (blue/dots outline picture B) and then building it up to match line of the hood (blue/dots line in picture C)



## LS Big Block Long

(Specify Year) '68-'72 Fender Cap Mods Recommended  
'73-'82 Windshield Is Required

Fiberglass (C3-356) \$1,450 Carbon Fiber (C3-376) \$2,900



## Fender Caps

To delete wiper door assembly on '68-'72  
When replacing hood with a long style hood, these caps ensure the hood lines up properly

(C3-373) \$450








# L88 XL

**“ Bigger than anyone else’s! That’s how you want things. ”**

**-Steve Snow**



**Three inches higher than stock L88!**

**(Specify Year) ‘68-’72 Fender Cap Mods Required**

**‘73-’82 Windshield Is Required.**

**See “Required Mod” on pg 60 for more details on use with ‘68-’72**

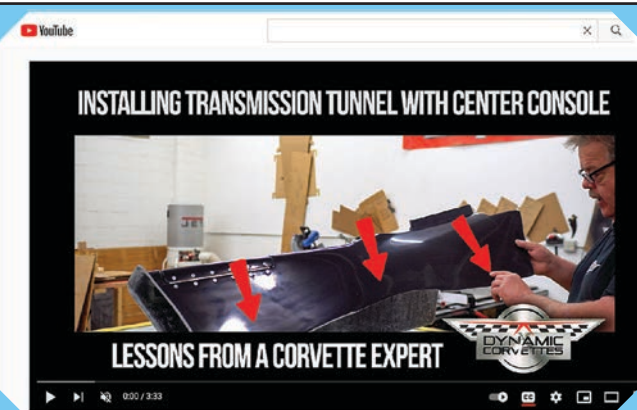
**Fiberglass (C3-368) \$1,450**

**Carbon Fiber (C3-385) \$2,900 - Center CF Exposed Only (See pg 13)**



# C3 Stinger XL Hood

Eliminated wiper door and raised the classic stinger for added engine clearance and a completely unique look. Factory hinge hardware built into the hood for mounting. Like all our hoods, it's finished on both sides! The inner and outer pieces of the hood are bonded together while still in the mold for an extremely consistent product. 68-'72 Fender Cap Mods Required. '73-'82 Windshield Is Required. See "Required Mod" on pg 60 for more details on use with '68-'72 - Fiberglass (C3-417) **\$1,450**  
Carbon Fiber (C3-418) **\$2,900** - Center CF Exposed Only (See pg 13)



## Questions?

**Not sure where to start?**

Check out our YouTube page!  
We have hundreds of videos and guides  
for almost every product!



# '76-'77 Speaker Box

Keep your T-Tops AND space for your speakers with our new design for '76-'77  
Fiberglass (C3-415) \$500 - Carbon Fiber (C3-416) \$1,000



## Side Exhaust & Covers

Specify Year, Available Loud Or Less Loud  
Also available with short tube headers (For additional fee, call to inquire)  
Fiberglass (C3-357) \$1,800 Carbon Fiber (C3-358) \$3,600






## Quarter Trim

'68-'76 Convertible. Eliminated metal bracket. Fiberglass panel made to tuck around and secures with two mechanical fasteners. Finished edge for display with top down (C3-396) **\$600**



## Seatbelt Cover

(C3-397) **\$200**




## Door Actuator Brackets

(C3-355) **\$200**



## Door Skins

With Handle & Door Lock Delete  
Fiberglass (C3-347) **\$1,100** Carbon Fiber (C3-348) **\$2,200**



## Door Panels

'68-'77 - Accomodates 6.5 inch Speaker  
Fiberglass (C3-359) **\$1,300** Carbon Fiber (C3-388) **\$2,600**







# '68-'77 Interior Trim Kit

(C3-410) \$1,550

Fiberglass panels to give your C3 a more polished look.

Includes: Roof Panels, T-Top Bar, Quarter Trim, and Rear Lower Window Trim

(Note: Most pictures below show parts after they have been prepped and painted.)



# '68-'77 Deluxe Interior Trim Kit

(C3-389) \$6,700

Fiberglass panels to give your C3 a more polished look.

Includes: Roof Panels, T-Top Bar, Quarter Trim, and Rear Lower Window Trim

Upper Dash, LH Lower Dash (Will require Dakota Digital 47-53 Chevy/GMC Pickup Gauges)

Steering Column Cover, RH Lower Dash (Will Require Aftermarket A/C), Center Console,

Door Panels, Center Section From Upper Dash To Center Column

•This Kit Eliminates The Center Gauge Cluster

(Note: Most pictures below show parts after they have been prepped and painted.)





# One Piece Roof

Fits '68-'82. Will Require '78-'82 T-Top Rear Mounting Plates  
Fiberglass (C3-380) \$2,100 Carbon Fiber (C3-381) \$4,200




## '68-'69 Rear Quarters-L88 Style Flares 4"

Fits '68-'73 (C3-371) \$1,100



## Rear Quarter Splash Shields

(C3-336) \$300






# Rear Tubs & Floor 3 pc. Klt Coupe

Run bigger tires on your build! Designed around Art Morrison chassis, may work with other chassis, although we have not tested that yet.

Test fitting is required before gluing (C3-354) \$1,100



## Rear Clips ('68-'69)

These will fit C3 models. But modifications are required for most Corvettes outside of '68-'69. Please contact us before purchasing if you plan to use this with a model outside those two years. All clips are shipped via freight.

## Flat Back Window & L88 Style Flares 4"

(C3-332) \$3,200



## Hard Top/ Slant Back Window & L88 Style Flares 4"

(C3-333) \$3,200





# Rear Bumper - Flush Mount

Our flush mount bumpers tuck in tight to the body.

They give you a clean look with no exposed brackets or hardware.

Bolts on at factory location. If using original valence, some modification required.

Can be painted, powder coated, vinyl wrapped, chrome plated, or hydro dipped.

Fits '68-'73

With Fangs: Fiberglass (C3-344) **\$1,300** Carbon Fiber (C3-428) **\$2,600**

Without Fangs: Fiberglass (C3-382) **\$1,300** Carbon Fiber (C3-427) **\$2,600**





# Power Spoiler


'68-'73

Fiberglass (C3-372) \$600 Carbon Fiber (C3-412) \$1,200



## Rear Deck

Fits '68-'73 Available Flat Back (C3-386) -or- Slant Back (C3-383) \$1,700





## '68-'69 Rear Valence

With Original Side Exhaust  
& Required for Dynamic Bumpers  
Fiberglass (C3-337) \$450  
Carbon Fiber (C3-413) \$900



## '70-'73 Rear Valence

With Side Exhaust & Spare  
Tire Delete or Cut Out For  
Use With Tire & Tub  
(C3-338) \$450



## Talllight Panel

Fits '68-'73 (C3-390) \$700



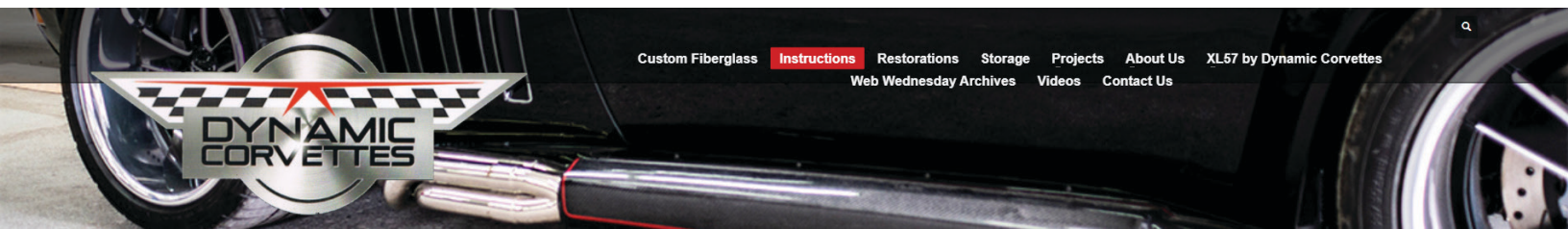
## Rear License Plate Bezel

(C3-345) \$350 Fiberglass (C3-345) Carbon Fiber (C3-341) \$700





# You've got questions? We've got answers.



[www.DynamicCorvettes.com/Instructions](http://www.DynamicCorvettes.com/Instructions)



[www.YouTube.com/DynamicCorvettes](http://www.YouTube.com/DynamicCorvettes)









Since '82 - Saginaw, MI - 800.752.3188